


# QUESTION TIME



A selection of the best Q&A.

**LAUMAS**<sup>®</sup>  
*Innovation in Weighing*



## SOLUTIONS FOR BUILDING AND MANAGING WEIGHBRIDGES

Webinar 2022



#LAUMASKNOWHOW



## Q&A

The questions of the participants, our answers.

SOLUTIONS FOR  
BUILDING AND  
MANAGING  
WEIGHBRIDGES


Webinar 2022

LAUMAS®

**Q** What solution do you suggest to make the best use of **COD digital load cells** in a weighbridge?

**A** The best solution is the advanced one, in which the [COD digital load cells](#) are connected to a weight indicator with **BGE weighbridge software** (available for [WINOX – BGE](#) and [WTAB-BGE](#) instruments).

Options are also available on request such as an integrated or external printer and remote displays.





## Q&A

The questions of the participants, our answers.

SOLUTIONS FOR  
BUILDING AND  
MANAGING  
WEIGHBRIDGES

Webinar 2022

LAUMAS®

- Q** Among your solutions, are there **multi-module weighbridge systems** to determine the weight on each axle and the total weight of the vehicle?
- A** **No**, at the moment this is not an available option, but we are working on including it in our weighbridge solutions.



## Q&A

The questions of the participants, our answers.

SOLUTIONS FOR  
BUILDING AND  
MANAGING  
WEIGHBRIDGES


Webinar 2022

LAUMAS®

**Q** If I order more than one **COD digital load cell**, is the **cable** for connecting them together included?

**A** **Yes**, with COD digital load cells, the **dual connector** connection cable is also **included**.

The cable with **only one connector**, for connecting the digital load cell to the weight indicator, is available on request.





## Q&A

The questions of the participants, our answers.

SOLUTIONS FOR  
BUILDING AND  
MANAGING  
WEIGHBRIDGES

Webinar 2022

LAUMAS®

**Q** Can **COD digital load cells only** be connected to LAUMAS weight indicators with **BGE software**?

**A** **Yes**, the COD digital load cells interface only with **weight indicators with BGE software**, such as WTAB-BGE and WINOX-BGE.





## Q&A

The questions of the participants, our answers.

SOLUTIONS FOR  
BUILDING AND  
MANAGING  
WEIGHBRIDGES

Webinar 2022


LAUMAS®



Can **the COD digital load cell** be connected directly to the **PROG WBRIDGE software**?



**No, it can't.** COD load cells are only compatible with weight indicators with **BGE software**, specific for weighbridges.





## Q&A

The questions of the participants, our answers.

SOLUTIONS FOR  
BUILDING AND  
MANAGING  
WEIGHBRIDGES

Webinar 2022

LAUMAS®

Q

Are COD digital load cells mechanically **compatible** with **COK** analog load cells?

A

**Yes**, the COD digital load cells have been specially designed to **replace** the COK analog load cells, with no need to modify the structure of the weighbridge.





## Q&A

The questions of the participants, our answers.

SOLUTIONS FOR  
BUILDING AND  
MANAGING  
WEIGHBRIDGES

Webinar 2022

LAUMAS®



Is the **instrument calibration** procedure different if I use digital load cells instead of analog load cells?



**No**, using digital load cells does not alter the calibration process. The two possibilities offered by LAUMAS instruments are always practicable: **theoretical calibration** and calibration with **sample loads**.







## Q&A

The questions of the participants, our answers.

SOLUTIONS FOR  
BUILDING AND  
MANAGING  
WEIGHBRIDGES

Webinar 2022

LAUMAS®

Q

Among your weighbridge weight indicators, is there one that can handle **multiple languages**?

A

**Yes.** Our WINOX-BGE and WTAB-BGE weight indicators are equipped with **multilingual software** and handle up to **5 languages**: Italian, English, French, Spanish and 1 language of your choice.

For the language of your choice, you can set both the text of the messages and the alphabet to be used.





## Q&A

The questions of the participants, our answers.

SOLUTIONS FOR  
BUILDING AND  
MANAGING  
WEIGHBRIDGES

Webinar 2022

LAUMAS®

Q

Can I **customize the printout** of the weighings?

A

**Yes.** You can customize your printouts by purchasing the SAP SE **CRYSTAL REPORTS software**, which is compatible with our [PROG WBRIDGE software](#).

1

2

3

4

5

6

7

8

9

10

11

12



## Q&A

The questions of the participants, our answers.

SOLUTIONS FOR  
BUILDING AND  
MANAGING  
WEIGHBRIDGES

Webinar 2022

LAUMAS®

**Q** What should I do if I need to **change the PC** on which the PROG WBRIDGE software is installed?

**A** In this case, you need to contact our Sales Department in order to get a new licence for the PROG WBRIDGE software ([sales@laumas.it](mailto:sales@laumas.it)). Each software license is linked to the **hardware configuration** of the individual PC.



## Q&A

The questions of the participants, our answers.

SOLUTIONS FOR  
BUILDING AND  
MANAGING  
WEIGHBRIDGES

Webinar 2022

LAUMAS®

Q

Does the PROG WBRIDGE software **license** expire?

A

**No**, the license does not expire. It is enabled when you install the software on your PC and does not have a specific duration.



## Q&A

The questions of the participants, our answers.

SOLUTIONS FOR  
BUILDING AND  
MANAGING  
WEIGHBRIDGES

Webinar 2022

LAUMAS®



Can **radio frequency identification** (RFID) and **position detection** systems be installed on the PROG WBRIDGE software?



The standard version of the software does not support neither RFID readings nor the management of position detection systems.

On request, we can **modify the software** to implement RFID reading and the management of position detection systems.

1

2

3

4

5

6

7

8

9

10

11

12