




DESCRIPTION

- Weight transmitter with 4 independent reading channels with display of the total weight.
- The TLB4 series allows to have same benefits and performance of an advanced digital weighing system even using analog load cells.
- Back panel mounting on Omega/DIN rail (space-saving vertical shape).
- Front panel mounting (except PROFIBUS DP version) with fixing kit included (panel drilling template: 96x23 mm; panel thickness: 2.5 mm).
- Dimensions: 115x26x120 mm.
- 6-digit semi-alphanumeric red LED display (8 mm height).
- 6 signalling LED.
- Four buttons for the system calibration.
- IP30 front panel protection rating.
- Removable screw terminal blocks.
- The instrument can be configured and managed using the free "Instrument Manager" PC software, which you can download from www.laumas.com.

Front panel mounting (fixing kit included)



INPUTS/OUTPUTS AND COMMUNICATION

- RS485 serial port for communication via protocols ModBus RTU, ASCII Laumas or continuous one way transmission.
- 3 relay outputs controlled by the setpoint values or via protocols.
- 2 optoisolated PNP digital inputs: status reading via serial communication protocols.
- 4 load cell dedicated inputs.

CERTIFICATIONS

- OIML R76:2006, class III, 3x10000 divisions, 0.25 μ V/VS1 / OIML R61, R51 - WELMEC Guide 8.8:2017 (MID)
- UL Recognized component - Complies with United States and Canada regulations
- Complies with the Eurasian Customs Union regulations
- Equivalent of the CE marking for the United Kingdom
- NMI Trade Approved - Complies with Australian market regulations for legal for trade use
- Complies with New Zealand regulations for legal for trade use
- Complies with United Kingdom regulations for legal for trade use
- Complies with the Brazilian regulations for legal for trade use

CERTIFICATIONS ON REQUEST

M Conformity assessment (initial verification) in combination with Laumas weighing module (CE - UKCA)


FIELD BUSES



	DESCRIPTION	CODE
	RS485 serial port. Baud rate: 2400, 4800, 9600, 19200, 38400, 115200 (bit/s).	TLB4RS485
	Optoisolated 16 bit analog output . Current: 0÷20 mA; 4÷20 mA (up to 300 Ω). Voltage: 0÷10 V; 0÷5 V; ±10 V; ±5 V (min 10 kΩ). Equipped with RS485 serial port.	TLB4
	CANopen port. Baud rate: 10, 20, 25, 50, 100, 125, 250, 500, 800, 1000 (kbit/s). The instrument works as <i>slave</i> in a synchronous CANopen network. Equipped with RS485 serial port.	TLB4CANOPEN
	DeviceNet port. Baud rate: 125, 250, 500 (kbit/s). The instrument works as <i>slave</i> in a DeviceNet network. Equipped with RS485 serial port.	TLB4DEVICENET
	CC-Link port. Baud rate: 156, 625, 2500, 5000, 10000 (kbit/s). The instrument works as <i>Remote Device Station</i> in a CC-Link network and occupies 3 stations. Equipped with RS485 serial port.	TLB4CCLINK
	Profibus DP port. Baud rate: up to 12 Mbit/s. The instrument works as <i>slave</i> in a Profibus DP network. Equipped with RS485 serial port.	TLB4PROFIBUS
	Modbus/TCP port. Type: RJ45 10Base-T or 100Base-TX (auto-sensing). The instrument works as <i>slave</i> in a Modbus/TCP network. Equipped with RS485 serial port.	TLB4MODBUSTCP
	Ethernet TCP/IP port. Type: RJ45 10Base-T or 100Base-TX (auto-sensing). The instrument works in an Ethernet TCP/IP network and it is accessible via web browser. Equipped with RS485 serial port.	TLB4ETHETCP
	2x Ethernet/IP ports. Type: RJ45 10Base-T or 100Base-TX (auto-sensing). The instrument works as <i>adapter</i> in an Ethernet/IP network. Equipped with RS485 serial port.	TLB4ETHEIP
	2x Profinet IO ports. Type: RJ45 100Base-TX. The instrument works as <i>device</i> in a Profinet IO network. Equipped with RS485 serial port.	TLB4PROFINETIO
	2x EtherCAT ports. Type: RJ45 10Base-T or 100Base-TX (auto-sensing). The instrument works as <i>slave</i> in an EtherCAT network. Equipped with RS485 serial port.	TLB4ETHERCAT
	2x POWERLINK ports. Type: RJ45 10Base-T or 100Base-TX (auto-sensing). The instrument works as <i>slave</i> in a Powerlink network. Equipped with RS485 serial port.	TLB4POWERLINK
	2x SERCOS III ports. Type: RJ45 10Base-T or 100Base-TX (auto-sensing). The instrument works as <i>slave</i> in a Sercos III network. Equipped with RS485 serial port.	TLB4SERCOS

TECHNICAL FEATURES

Power supply and consumption	12÷24 VDC ±10%; 5 W
Number of load cells • Load cells supply	up to 16 (350 Ω) - 4/6 wires • 5 VDC/240 mA
Linearity • Analog output linearity (only for TLB4)	<0.01% full scale • <0.01% full scale
Thermal drift • Analog output thermal drift (only for TLB4)	<0.0005% full scale/°C • <0.003% full scale/°C
A/D Converter	4 channels - 24 bit (16000000 points) - 4.8 kHz
Divisions (with measurement range ±10 mV and sensitivity 2 mV/V)	±999999 • 0.01 μV/d
Measurement range	±39 mV
Usable load cells sensitivity	±7 mV/V
Conversions per second	600/s
Display range	±999999
Decimals • Display increments	0÷4 • x1 x2 x5 x10 x20 x50 x100
Digital filter • Readings per second	21 levels • 5÷600 Hz
Relay outputs	3 - max 115 VAC/150 mA
Optoisolated digital inputs	2 - 5÷24 VDC PNP
Serial ports	RS485
Baud rate	1200, 2400, 4800, 9600, 19200, 38400, 115200 (bit/s)
Optoisolated analog output (only for TLB4)	16 bit = 65535 divisions. 0÷20 mA; 4÷20 mA (up to 300 Ω) 0÷10 V; 0÷5 V; ±10 V; ±5 V (min 10 kΩ)
Humidity (condensate free)	85%
Storage temperature	-30 °C +80 °C
Working temperature	-20 °C +60 °C

	Relay outputs	3 - max 30 VAC, 60 VDC/150 mA
	Working temperature	-20 °C +60 °C
	Equipment to be powered by 12-24 VDC LPS or Class 2 power source	

METROLOGICAL SPECIFICATIONS OF TYPE-APPROVED INSTRUMENTS

OIML

INMETRO

Applied standards by region	EU: 2014/31/UE - EN45501:2015 - OIML R76:2006 Australia: National Measurement Regulations 1999 New Zealand: Weights and Measures Regulations 1999 United Kingdom: Non-automatic Weighing Instrument Regulations 2016	Brazil: Portaria Inmetro N°157/2022
Operation modes	single interval, multi-interval	single interval, multi-interval, multiple range
Accuracy class	III or IIII	III
Maximum number of scale verification divisions	10000 (class III); 1000 (class IIII)	10000 (class III)
Minimum input signal for scale verification division	0.25 μV/VSI	0.25 μV/VSI
Working temperature	-10 °C +40 °C	-10 °C +40 °C

OPTIONS ON REQUEST

	DESCRIPTION	CODE
	Alibi memory.	OPZWALIBI

MAIN FUNCTIONS

- 4 independent channels for load cells: monitoring and direct management of each connected load cell.
- Immediate reporting of anomalies (also on the connected weight indicator display).
- TLB4 functions can be managed by a W series weight indicator connected via RS485 serial port (excluding instruments with graphic display) or remotely via the communication interfaces.
- Digital equalization of active channels for a single load cell or an axis.
- Load distribution analysis on the 4 channels with backups archive: storing, consultation, printing.
- Single channel overload function.
- Detailed diagnostics of each load cell (max 4): depending on the type of weighing system you can perform:
 - load automatic diagnostics;
 - automatic diagnostics on zero.
- Tilt compensation of the weighing system up to ± 10 degrees via inclinometer (not included). The weight correction is also valid for systems approved for legal for trade use.
- Archive of the last 50 significant events (zeroing, calibration, equalization, alarms): storing, consultation, printing.
- Transmission via RS485 (Modbus RTU) or fieldbus of the divisions for the 4 reading channels. Only the points of each load cell connected are transmitted, with no filter applied; the calculation of the weight value, the zero setting and calibration are made by the customer.
- Transmission of load distribution percentages via RS485 (Modbus RTU) or fieldbus.
- Connections to:
 - PLC via analog output or fieldbus;
 - PC/PLC via RS485 (up to 99 instruments with line repeaters, up to 32 without line repeaters);
 - remote display, inclinometer and printer via RS485;
 - up to 16 load cells in parallel;
 - W series weight indicator via RS485;
 - IoT gateway for cloud connection via RS485.

- TCP/IP WEB APP: integrated software in combination with the Ethernet TCP/IP version for remote supervision, management and control of the instrument.
- Digital filter to reduce the effects of weight oscillation.
- Possibility to define the condition of stable weight.
- Theoretical calibration (via keyboard) and real calibration (with sample weights and the possibility of weight linearization up to 8 points).
- Tare weight zero setting.
- Automatic zero setting at power-on.
- Gross weight zero tracking.
- Semi-automatic tare (net/gross weight) and preset tare.
- Semi-automatic zero.
- Direct connection between RS485 and RS232 without converter.
- Hysteresis and setpoint value setting.

Approved versions for legal for trade use

- System parameters management protected by qualified access via software (password), hardware or fieldbus.
- Weight subdivisions displaying (1/10 e).
- Two operation mode: single interval or multi-interval.
- Net weight zero tracking.
- Calibration.
- Alibi memory (option on request).

SINGLE PRODUCT LOADING PROGRAM

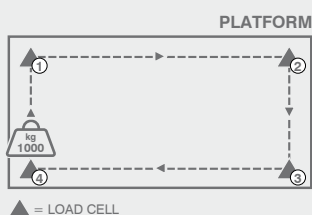
- Settable dosage formula.
- Automatic fall calculation.
- Tolerance error control.
- Precision batching through slow function.
- Precision batching through tapping function.
- Consumption storage.
- Printing of batching data.
- Alarm contact management.
- Batching start via external contact or fieldbus.
- Autotare at batching start.

DIGITAL EQUALIZATION

The TLB4 does not require the use of the junction box thanks to the support of 4 independent channels; the digital equalization function simplifies the procedure to a single step and it is free of drift over time.

CORNER mode

The sample weight is positioned in correspondence with each load cell



AXIS mode

The sample weight is positioned in correspondence with the axes formed by the pairs of load cells

