




Manufactured according to OIML R60 standards

Capacity from 30 kg to 150 kg



- AISI 420 STAINLESS STEEL
- COMBINED ERROR $\leq \pm 0.02\%$
- IP67 PROTECTION RATING

CAPACITY	kg	PLATFORM (mm)	NET WEIGHT (kg)
	30	400 x 400	0.75
	50	400 x 400	0.75
	75	400 x 400	0.75
	100	400 x 400	0.75
	150	400 x 400	0.75

CERTIFICATIONS

EAC Complies with the Eurasian Customs Union regulations

UK Equivalent of the CE marking for the United Kingdom

CERTIFICATIONS ON REQUEST

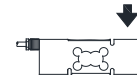
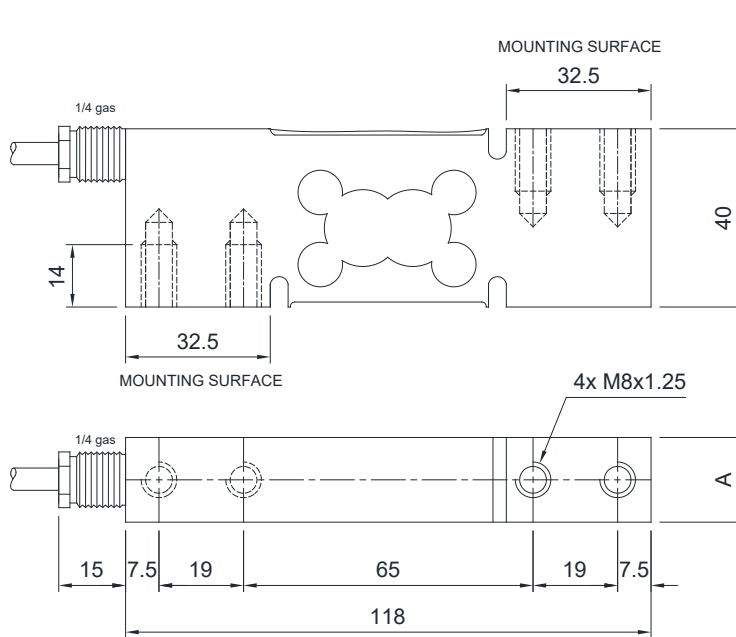
Calibration report

Ex ATEX (zone 2-22)

EAC Ex Complies with the Eurasian Customs Union regulations for use in potentially explosive atmospheres

Ex NEPSA Complies with Chinese market regulations for use in potentially explosive atmospheres

DIMENSIONS (mm)



kg	30=100	150
A	19	25

For the load cell fixing screws, provide the tightening torque indicated in the table

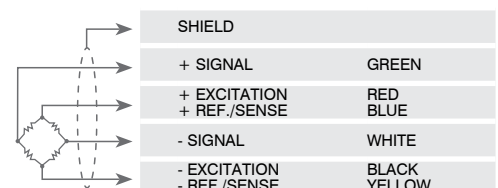
Screw	M8	
Screw class	6.8	8.8
Tightening torque	19 Nm	25 Nm

TECHNICAL FEATURES

Material	AISI 420 stainless steel		
Nominal load (E max)	30 - 50 - 75 - 100 - 150 kg		
Combined error	≤ ±0.02%		
Protection rating	IP67		
Rated output	2 mV/V ±10%	Input resistance	385 Ω ±30
Temperature effect on zero	0.002% °C	Output resistance	350 Ω ±5
Temperature effect on span	0.002% °C	Zero balance	±1%
Compensated temperature range	-10 °C / +40 °C	Insulation resistance	>5000 MΩ
Operating temperature range	-20 °C / +60 °C	Safe overload (% of full scale)	150%
Creep at nominal load in 30 minutes	0.02%	Ultimate overload (% of full scale)	300%
Max supply voltage without damage	15 V	Deflection at nominal load	0.3 mm

ELECTRICAL CONNECTIONS

Cable length	3 m
Cable diameter	4 mm
Cores	6 x 0.20 mm ²



The Company reserves the right to make changes to the technical data, drawings and images without notice.