



DESCRIPTION

- Weight transmitter suitable for back panel mounting on Omega/DIN rail.
- Space-saving vertical shape.
- Dimensions: 115x25x120 mm.
- 6-digit semi-alphanumeric red LED display (8 mm height).
- 6 signalling LED.
- Four buttons for the system calibration.
- Removable screw terminal blocks.
- The instrument can be configured and managed using the free "Instrument Manager" PC software, which you can download from www.laumas.com.

INPUTS/OUTPUTS AND COMMUNICATION

- RS485 serial port for communication via protocols ModBus RTU, ASCII Laumas or continuous one way transmission.
- 3 relay outputs controlled by the setpoint values or via protocols.
- 2 optoisolated PNP digital inputs: status reading via serial communication protocols.
- 1 load cell dedicated input.

FIELD BUSES

MODBUS RTU

MODBUS/TCP

ETHERNET
POWERLINK
certified product

DeviceNet

EtherNet/IP

PIV
CERTIFIED
PROFIBUS • PROFINET

PROFIBUS

CC-Link

CANopen









SERCOS
interface

ETHERNET
TCP/IP

EtherCAT

	DESCRIPTION	CODE
	RS485 serial port. Baud rate: 2400, 4800, 9600, 19200, 38400, 115200 (bit/s).	TLB485
	Optoisolated 16 bit analog output . Current: 0÷20 mA; 4÷20 mA (up to 300 Ω). Voltage: 0÷10 V; 0÷5 V; ±10 V; ±5 V (min 10 kΩ). Equipped with RS485 serial port.	TLB
	CANopen port. Baud rate: 10, 20, 25, 50, 100, 125, 250, 500, 800, 1000 (kbit/s). The instrument works as <i>slave</i> in a synchronous CANopen network. Equipped with RS485 serial port.	TLBCANOPEN
	DeviceNet port. Baud rate: 125, 250, 500 (kbit/s). The instrument works as <i>slave</i> in a DeviceNet network. Equipped with RS485 serial port.	TLBDEVICENET
	CC-Link port. Baud rate: 156, 625, 2500, 5000, 10000 (kbit/s). The instrument works as <i>Remote Device Station</i> in a CC-Link network and occupies 3 stations. Equipped with RS485 serial port.	TLBCCLINK
	Profibus DP port. Baud rate: up to 12 Mbit/s. The instrument works as <i>slave</i> in a Profibus DP network. Equipped with RS485 serial port.	TLBPROFI
	Modbus/TCP port. Type: RJ45 10Base-T or 100Base-TX (auto-sensing). The instrument works as <i>slave</i> in a Modbus/TCP network. Equipped with RS485 serial port.	TLBMODBUSTCP
	Ethernet TCP/IP port. Type: RJ45 10Base-T or 100Base-TX (auto-sensing). The instrument works in an Ethernet TCP/IP network and it is accessible via web browser. Equipped with RS485 serial port.	TLBETHETCP
	2x Ethernet/IP ports. Type: RJ45 10Base-T or 100Base-TX (auto-sensing). The instrument works as <i>adapter</i> in an Ethernet/IP network. Equipped with RS485 serial port.	TLBETHEIPN
	2x Profinet IO ports. Type: RJ45 100Base-TX. The instrument works as <i>device</i> in a Profinet IO network. Equipped with RS485 serial port.	TLBPROFINETION
	2x EtherCAT ports. Type: RJ45 10Base-T or 100Base-TX (auto-sensing). The instrument works as <i>slave</i> in an EtherCAT network. Equipped with RS485 serial port.	TLBETHERCAT
	2x POWERLINK ports. Type: RJ45 10Base-T or 100Base-TX (auto-sensing). The instrument works as <i>slave</i> in a Powerlink network. Equipped with RS485 serial port.	TLBPOWERLINK
	2x SERCOS III ports. Type: RJ45 10Base-T or 100Base-TX (auto-sensing). The instrument works as <i>slave</i> in a Sercos III network. Equipped with RS485 serial port.	TLBSERCOS


CERTIFICATIONS

	OIML R76:2006, class III, 3x10000 divisions, 0.2 μ V/VSI / OIML R61 - WELMEC Guide 8.8:2011 (MID)
	UL Recognized component - Complies with United States and Canada regulations
	Complies with the Eurasian Customs Union regulations
	Equivalent of the CE marking for the United Kingdom
	Complies with United Kingdom regulations for legal for trade use
	Measurement Canada - n_{max} 5000 - Class III - Complies with Canadian regulations for legal for trade use
	NTEP - n_{max} 5000 - Class III - Complies with United States regulations for legal for trade use
	Complies with the Brazilian regulations for legal for trade use

CERTIFICATIONS ON REQUEST

M	Conformity assessment (initial verification) in combination with Laumas weighing module (CE - UKCA)
----------	---

TECHNICAL FEATURES

Power supply and consumption	12÷24 VDC ±10%; 5 W	
Number of load cells • Load cells supply	up to 8 (350 Ω) - 4/6 wires • 5 VDC/120 mA	
Linearity • Analog output linearity (only for TLB)	<0.01% full scale • <0.01% full scale	
Thermal drift • Analog output thermal drift (only for TLB)	<0.0005% full scale/°C • <0.003% full scale/°C	
A/D Converter	24 bit (16000000 points) - 4.8 kHz	
Divisions (with measurement range ±10 mV and sensitivity 2 mV/V)	±999999 • 0.01 μV/d	
Measurement range	±39 mV	
Usable load cells sensitivity	±7 mV/V	
Conversions per second	300/s	
Display range	±999999	
Decimals • Display increments	0÷4 • x1 x2 x5 x10 x20 x50 x100	
Digital filter • Readings per second	10 levels • 5÷300 Hz	
Relay outputs	3 - max 115 VAC/150 mA	
Optoisolated digital inputs	2 - 5÷24 VDC PNP	
Serial ports	RS485	
Baud rate	2400, 4800, 9600, 19200, 38400, 115200 (bit/s)	
Optoisolated analog output (only for TLB)	16 bit = 65535 divisions. 0÷20 mA; 4÷20 mA (up to 300 Ω) 0÷10 V; 0÷5 V; ±10 V; ±5 V (min 10 kΩ)	
Humidity (condensate free)	85%	
Storage temperature	-30 °C +80 °C	
Working temperature	-20 °C +60 °C	
	Relay outputs	3 - max 30 VAC, 60 VDC/150 mA
	Working temperature	-20 °C +60 °C
	Equipment to be powered by 12-24 VDC LPS or Class 2 power source	

METROLOGICAL SPECIFICATIONS OF TYPE-APPROVED INSTRUMENTS	OIML	NTEP	INMETRO
Applied standards by region	EU: 2014/31/UE; OIML R76:2006; EN45501:2015 United Kingdom: Non-automatic Weighing Instrument Regulations 2016	USA: NIST HANDBOOK 44, 2020; NCWM PUB 14, 2021 Canada: Weights and Measures Regulations, 2019	Brazil: Portaria Inmetro N°157/2022
Operation modes	single interval, multi-interval	single interval, multi-interval	single interval, multi-interval, multiple range
Accuracy class	III or IIII	III	III
Maximum number of scale verification divisions	10000 (class IIII); 1000 (class IIII)	5000 (class IIII)	10000 (class IIII)
Minimum input signal for scale verification division	0.2 μ V/VSI		0.2 μ V/VSI
Working temperature	-10 °C +40 °C	-10 °C +40 °C (+14 °F +104 °F)	-10 °C +40 °C

MAIN FUNCTIONS

- Connections to:
 - PLC via analog output or fieldbus;
 - PC/PLC via RS485 (up to 99 instruments with line repeaters, up to 32 without line repeaters);
 - remote display via RS485;
 - up to 8 load cells in parallel by junction box.
- TCP/IP WEB APP: integrated software in combination with the Ethernet TCP/IP version for remote supervision, management and control of the instrument.
- Digital filter to reduce the effects of weight oscillation.
- Theoretical calibration (via keyboard) and real calibration (with sample weights and the possibility of weight linearization up to 8 points).
- Tare weight zero setting.
- Automatic zero setting at power-on.
- Gross weight zero tracking.
- Semi-automatic tare (net/gross weight) and preset tare.
- Semi-automatic zero.
- Displaying of the maximum weight value reached (peak).
- Direct connection between RS485 and RS232 without converter.
- Hysteresis and setpoint value setting.

Approved versions for legal for trade use

- System parameters management protected by qualified access via software (password), hardware or fieldbus.
- Weight subdivisions displaying (1/10 e).
- Two operation mode: single interval or multi-interval.
- Net weight zero tracking.
- Calibration.

SPACE SAVING COMPACT DESIGN

