



**A scale**  
AGGREGATES  
by weight



**B scale**  
CEMENT  
by weight



**C scale**  
WATER  
by weight



**D scale**  
ADDITIVE  
by weight

PROGRAM	SCALE		CODE
6 + 2 PRODUCTS	A + B	50 formulas / 2 scales	WRMDB6/2
6 + 2 + 2 PRODUCTS	A + B + C	50 formulas / 3 scales	WRMDB6/2/2
10 + 4 PRODUCTS	A + B	50 formulas / 2 scales	WRMDB10/4
10 + 4 + 4 PRODUCTS	A + B + C	50 formulas / 3 scales	WRMDB10/4/4
8 + 4 + 1 + 4 PRODUCTS	A + B + C + D	50 formulas / 4 scales	WRMDB8/4/1/4

### DESCRIPTION

- The WRMDB system for concrete preparation and to control batching from 2 to 4 scales and impulse water (max 20 Hz):
  - 2 scales: 6 aggregates, 2 cements, impulse water;
  - 3 scales: 6 aggregates, 2 cements, 2 weight/impulses additives, impulse water;
  - 2 scales: 10 aggregates, 4 cements, impulse water;
  - 3 scales: 10 aggregates, 4 cements, 4 weight/impulses additives, impulse water;
  - 4 scales: 8 aggregates, 4 cements, weight/impulses water, 4 weight/impulses additives.
- It allows to measure the humidity of 2 aggregates (excluding probes) and to calculate the amount of water and aggregates according to the humidity value detected.
- Suitable for **M** approved plant for concrete mixer trucks load and sale of concrete to third parties.
- When more batching cycles have been programmed via keyboard, batching on one scale (aggregate, cement, additive) may start even if the other scales have not yet terminated the previous batching cycle.

#### The system consists of:

- 1 WR main unit.
- From 2 to 4 weight indicators (**M** approved): W100, W200, WDOS, WDESK, WINOX (the number of indicators depends on the number of scales).
- From 2 to 4 external 8-relay modules: suitable for mounting on DIN rail, dimensions: 93x60x126 mm; 24 VDC 8 W power supply; 115 VAC 0.5 A external contacts.

For INPUTS/OUTPUTS AND COMMUNICATION, MAIN FUNCTIONS and other data refer to instrument data sheets: WR, W100, W200, WDOS, WDESK, WINOX.

### CERTIFICATIONS







Equivalent of the CE marking for the United Kingdom

### TECHNICAL FEATURES

Power supply and consumption	230 (115) VAC; 50/60 Hz; 25 VA
Number of load cells • Load cells supply	up to 8 (350 Ω) • 5 VDC/120 mA
Linearity	<0.01% full scale
Thermal drift	<0.0003% full scale/°C
A/D Converter	24 bit
Internal divisions	60000 (20% ÷ 100% full scale)
Measurement range	-7.5 mV +17.5 mV
Display range	-99999; +900000
Decimals • Display increments	0-4 • x1 x2 x5 x10 x20 x50 x100
Digital filter • Readings per second	0.2-25 Hz • 6, 12, 25, 50 reading/s
Relay outputs	n. 8 - 115 VAC/30 VDC 0.5 A
Analog inputs	n. 5 - 0÷10 VDC
Optoisolated digital inputs	n. 8 12/24 VDC PNP
Serial ports	RS232, RS422, RS485
Baud rate	9600 (bit/s)
Humidity (condensate free)	85%
Storage temperature	-20°C +70°C
Working temperature	-10°C +50°C

### OPTIONS ON REQUEST

	DESCRIPTION	CODE
	Selection of the first 12 formulas via external selector switch.	EC
	Selection of the first 12 formulas via external contact.	E
	Multiplies, via external selector switch, the products amount set in the formulas for a coefficient ranging from 0.5 to 6.	MC
	Multiplies, via 12 external contact, the products amount set in the formulas for a coefficient ranging from 0.5 to 6.	ME