

Multichannel Weight Transmitters

1st Commercial Webinar

Pietro Grotoli

Parma, Febbraio 2018



LAUMAS®
ELETTRONICA

Webinar Agenda

Introduction with general features

Product families

Comparison chart

Q&A

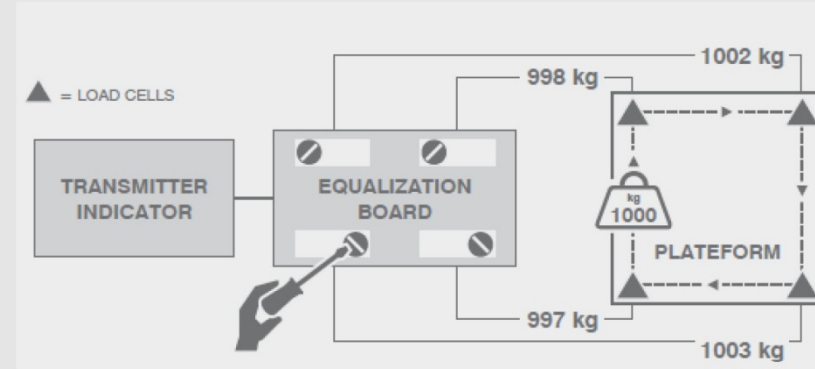
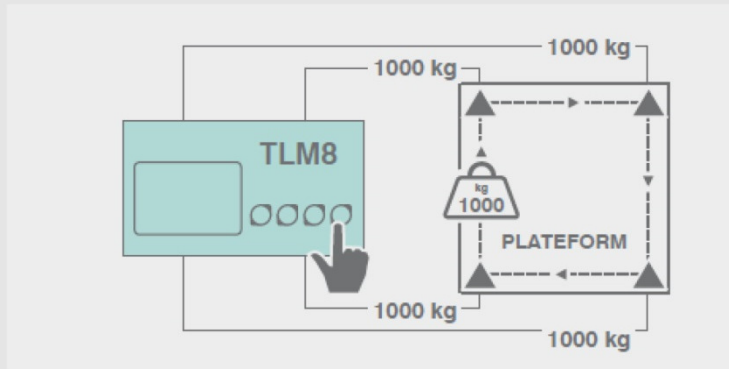


► Introduction



General features

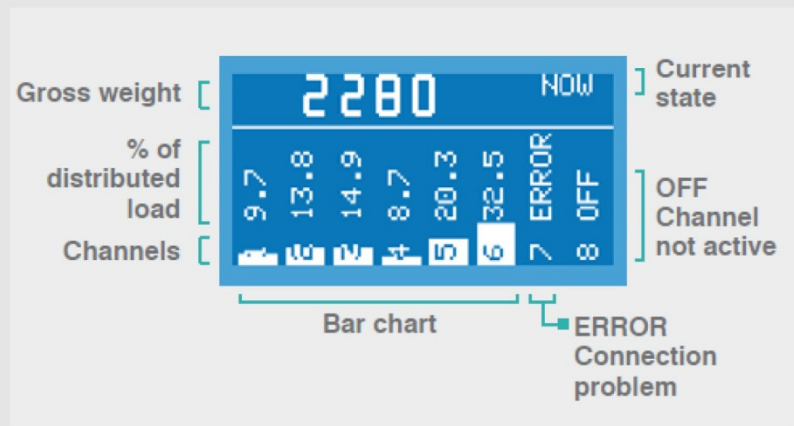
- ▶ Individual digital input channels for weighing systems composed of more than one load cells
- ▶ Digital equalization



General features


▶ Diagnostic

▶ Load distribution both in % and mV/V



General features

▶ Connection via serial communication RS485 to any Wxxx weight indicator



General features

Certifications:

- ▶ NAWI - Directive 2014/31/EU - Norm EN45501
- ▶ EAC





EAC

M

Product families: CLM8

- ▶ **INPUTS : 8 input channels**
- ▶ **OUTPUT: One RS232 + One RS485 + Ethernet TCP/IP (optional)**
- ▶ **MOUNTING: OMEGA/DIN rail, ABS box IP67, stainless steel box IP67**



Product families: TLM8

- ▶ INPUT : 8 input channels
- ▶ OUTPUT: One RS485 + One Analog output + Fieldbus (optional)
- ▶ MOUNTING: OMEGA/DIN rail, ABS box IP67



CANopen

CC-Link

SERCOS
interface

Ethernet Modbus TCP

EtherCAT

PROFI
NET

EtherNet/IP

PROFI
BUS

DeviceNet

TCP/IP

MODBUS RTU

ETHERNET
POWERLINK

LAUMAS®
ELETTRONICA

Product families: TLB4



- ▶ INPUT : 4 input channels
- ▶ OUTPUT : One RS485 as standard, Analog output of Fieldbus as option
- ▶ MOUNTING: OMEGA/DIN rail, front panel



CANopen

TCP/IP

CC-Link

SERCOS
interface

ETHERNET
POWERLINK

Ethernet Modbus TCP

EtherNet/IP

DeviceNet

PROFINET
INDUSTRIAL ETHERNET

EtherCAT

MODBUS RTU















PROFIBUS
PRO-CESSE FIELD BUS

FRONT PANEL MOUNTING (fixing kit included)



LAUMAS®
ELETTRONICA

Comparison chart

		Mounting	Dimensions mm	Supply	Display	Keyboard	No. Logic relay Output	No. Logic Input	standard Interfaces	Fieldbuses	Memoria fiscale	Certificazioni	
TRASMITTERS		TLB4 Series	Back panel mounting on Omega/DIN rail or front panel	26 x 115 x 120	12 - 24 VDC ±10% - 5W	Red LED	4 buttons	3	2	RS485 (Modbus RTU)	Optional: CANopen, DeviceNet, CC-LINK, PROFIBUS DP, PROFINET IO, Ethernet/IP, Modbus/TCP, Ethernet TCP/IP, EtherCAT, POWERLINK, SERCOS III, Analog output	✓ Optional	   
		TLM8 Series	Back panel mounting on Omega/DIN rail or junction box IP67	148 x 92 x 60	12 - 24 VDC ±10% - 5W	Graphic LCD	5 key	5	3	RS485 (Modbus RTU) Analog output	Optional: CANopen, DeviceNet, CC-LINK, PROFIBUS DP, PROFINET IO, Ethernet/IP, Modbus/TCP, Ethernet TCP/IP, EtherCAT, POWERLINK, SERCOS III	✓ Optional	   
SMART JUNCTION BOXES		CLM8INOX	Junction box IP67	200 x 148 x 45	12 - 24 VDC ±10% - 5W	LCD	4 key	—	—	RS232, RS485 (Modbus RTU)	Optional: Ethernet TCP/IP	✓ Optional	  
		CLM4ABS		210 x 130 x 40									
		CLM8ABS											
		CLM8	Back panel mounting on Omega/DIN rail	125 x 92 x 52									
		CLM8I	-	151 x 72 x 30									
		CLM8TL	Cassetta IP67	170 x 140 x 95									

Thank you for your attention!

www.laumas.com

