


## LOAD CELLS AND MOUNTING KITS



**SINGLE-POINT**

**BENDING BEAM**

**SHEAR BEAM**

**DOUBLE SHEAR BEAM**

**COLUMN DIGITAL**

**COLUMN**

**COMPRESSION FOR FOOT**

**COMPRESSION-LOW PROFILE**

**COMPRESSION / TENSION**

**TENSION**

**PIN**

**FOR FOOT BRAKE**

**ANCHOR**

**FOR WIRE ROPE MEASURING**

**MOUNTING KITS**

**LCB – UNIVERSAL DIGITIZER FOR LOAD CELLS**

# CERTIFICATIONS



European Conformity Mark (CE)



UKCA CERTIFICATION (UK Conformity Assessed) for the United Kingdom



EAC CERTIFICATION



OIML APPROVAL



EU TYPE EXAMINATION CERTIFICATE FOR UK Non-Automatic Weighing Instruments (NAWI)



3-A SANITARY STANDARDS



NTEP CERTIFICATION



ATEX CERTIFICATION



IECEx CERTIFICATION



EAC Ex CERTIFICATION



FM HazLoc (Hazardous Locations) CERTIFICATION



PAC CERTIFICATION (Pattern Approval Certificate)



CPA CERTIFICATION (Chinese Pattern Approval)



EN1090



IP69K

DECLARATION OF CONFORMITY IP69K MARKING PROTECTION RATING

## Testing, Calibration, Quality Control

Calibration service through our **accredited laboratory for the calibration** of load cells and load cells + weight indicator.

Issue of the relative certificates for force values between 2 and 100 kN (according to UNI EN ISO 376 and ASTM E 74 standards) or the linearity and repeatability test for force values between 0.5 and 5000 kN (compression) and between 0.5 and 600 kN (traction).

## LOAD CELLS

LAUMAS offers a wide range of load cells of the most common types in the main industrial sectors providing for each of them the quality, availability and assistance.

SINGLE-POINT	page	4
BENDING BEAM	page	6
SHEAR BEAM	page	6
DOUBLE SHEAR BEAM	page	8
COLUMN DIGITAL	page	8
COLUMN	page	8
COMPRESSION FOR FOOT	page	8
COMPRESSION-LOW PROFILE	page	10
COMPRESSION / TENSION	page	10
TENSION (COMPRESSION)	page	10/12
TENSION	page	12
PIN	page	12
FOR FOOT BRAKE	page	12
ANCHOR	page	12
FOR WIRE ROPE MEASURING	page	12

## MOUNTING KITS

For all load cells, LAUMAS is able to provide suitable mounting kits, with the aim of obtaining the correct application of the cell and maximum reliability and accuracy, and compatibly with the mechanical, electrical and pneumatic connections present on the weighing structure.

for SINGLE-POINT load cells	page	14
for BENDING / SHEAR BEAM load cells	page	14/15
for DOUBLE SHEAR BEAM load cells	page	16
for COMPRESSION-LOW PROFILE load cells	page	16/17
for COLUMN load cells	page	17

## COMPLEMENTARY ACCESSORIES

page 18-20

## CUSTOM LOAD CELLS / JUNCTION BOXES

page 21

## LCB – UNIVERSAL DIGITIZER FOR LOAD CELLS

page 22

• CAPACITY  
• PLATFORM

PROTECTION  
RATING

• COMBINED ERROR  
• RATED OUTPUT

OIML R60



ON REQUEST



OIML R60

## SINGLE-POINT









### ▼ AISI 420 stainless steel

	<b>AF</b>	<ul style="list-style-type: none"> <li>• 5, 15, 50 kg</li> <li>• 150 x 150 mm</li> </ul>	IP65	<ul style="list-style-type: none"> <li>• <math>\leq \pm 0.05\%</math></li> <li>• 3 mV/V <math>\pm 10\%</math></li> </ul>	-	-
	<b>PRC</b>	<ul style="list-style-type: none"> <li>• 6, 15, 30, 50 kg</li> <li>• 350 x 350 mm</li> </ul>	IP67	<ul style="list-style-type: none"> <li>• <math>\leq \pm 0.02\%</math></li> <li>• 2 mV/V <math>\pm 10\%</math></li> </ul>	-	-
	<b>AZS</b>	<ul style="list-style-type: none"> <li>• 10, 30, 50, 100, 200 kg</li> <li>• 400 x 400 mm</li> </ul>	IP67	<ul style="list-style-type: none"> <li>• <math>\leq \pm 0.03\%</math></li> <li>• 2 mV/V <math>\pm 10\%</math></li> </ul>	-	-
	<b>PTC</b>	<ul style="list-style-type: none"> <li>• 30, 50, 75, 100, 150 kg</li> <li>• 400 x 400 mm</li> </ul>	IP67	<ul style="list-style-type: none"> <li>• <math>\leq \pm 0.02\%</math></li> <li>• 2 mV/V <math>\pm 10\%</math></li> </ul>	-	-
	<b>PEC</b>	<ul style="list-style-type: none"> <li>• 75, 150, 300, 500 kg</li> <li>• 600 x 600 mm</li> </ul>	IP67	<ul style="list-style-type: none"> <li>• <math>\leq \pm 0.02\%</math></li> <li>• 2 mV/V <math>\pm 10\%</math></li> </ul>	-	-

### ▼ 17-4 PH stainless steel

	<b>AZLI</b>	<ul style="list-style-type: none"> <li>• 10, 20, 50 kg</li> <li>• 400 x 400 mm</li> </ul>	IP68	<ul style="list-style-type: none"> <li>• <math>\leq \pm 0.02\%</math> (0.017% C4)</li> <li>• 2 mV/V <math>\pm 10\%</math></li> </ul>	<b>C3</b>	<b>C4:</b> 10÷50 kg
		<ul style="list-style-type: none"> <li>• 100, 200, 300, 500 kg</li> <li>• 800 x 800 mm</li> </ul>				

### ▼ Aluminum alloy

	<b>AS</b>	<ul style="list-style-type: none"> <li>• 0.25, 0.5, 1 kg</li> <li>• 200 x 200 mm</li> </ul>	IP65	<ul style="list-style-type: none"> <li>• <math>\leq \pm 0.03\%</math></li> <li>• 1 mV/V <math>\pm 15\%</math></li> </ul>	-	-
	<b>ALL</b>	<ul style="list-style-type: none"> <li>• 3, 5, 10, 15, 20, 30, 50 kg</li> <li>• 250 x 350 mm</li> </ul>	IP65	<ul style="list-style-type: none"> <li>• <math>\leq \pm 0.02\%</math> (0.017% C4; 0.014% C5)</li> <li>• 2 mV/V <math>\pm 10\%</math></li> </ul>	<b>C3</b>	<b>C4</b> <b>C5</b>
	<b>AU</b>	<ul style="list-style-type: none"> <li>• 3, 6, 15 kg      30, 50 kg</li> <li>• 250 x 400 mm      400 x 600 mm</li> </ul>	IP65	<ul style="list-style-type: none"> <li>• <math>\leq \pm 0.02\%</math></li> <li>• 2 mV/V <math>\pm 10\%</math></li> </ul>	-	-
	<b>AZL</b>	<ul style="list-style-type: none"> <li>• 10, 15, 20, 30, 50, 100 kg</li> <li>• 400 x 400 mm</li> </ul>	IP65	<ul style="list-style-type: none"> <li>• <math>\leq \pm 0.02\%</math> (0.017% C4)</li> <li>• 2 mV/V <math>\pm 10\%</math></li> </ul>	<b>C3</b>	<b>C4:</b> 15÷50 kg
	<b>AM</b>	<ul style="list-style-type: none"> <li>• 60, 100, 150, 200, 300 kg</li> <li>• 400 x 400 mm</li> </ul>	IP65	<ul style="list-style-type: none"> <li>• <math>\leq \pm 0.02\%</math> (0.017% C4; 0.014% C5)</li> <li>• 2 mV/V <math>\pm 10\%</math></li> </ul>	<b>C3</b>	<b>C4</b> <b>C5:</b> 300 kg
	<b>APL</b>	<ul style="list-style-type: none"> <li>• 50, 100, 150, 200, 300, 500 kg</li> <li>• 600 x 600 mm</li> </ul>	IP65	<ul style="list-style-type: none"> <li>• <math>\leq \pm 0.02\%</math> (0.017% C4)</li> <li>• 2 mV/V <math>\pm 10\%</math></li> </ul>	<b>C3</b>	<b>C4:</b> 150÷500 kg
	<b>AR</b>	<ul style="list-style-type: none"> <li>• 500, 1000 kg</li> <li>• 800 x 800 mm</li> </ul>	IP65	<ul style="list-style-type: none"> <li>• <math>\leq \pm 0.05\%</math></li> <li>• 2 mV/V <math>\pm 10\%</math></li> </ul>	-	-
	<b>ATL</b>	<ul style="list-style-type: none"> <li>• 1000, 2000 kg</li> <li>• 1200 x 1200 mm</li> </ul>	IP65	<ul style="list-style-type: none"> <li>• <math>\leq \pm 0.02\%</math></li> <li>• 2 mV/V <math>\pm 10\%</math></li> </ul>	<b>C3</b>	-


	ON REQUEST							
								

•	-	•	•	-	-	-	-	-
•	-	•	•	-	-	-	-	-
•	-	•	•	-	-	-	-	-
•	-	•	•	-	-	-	-	-
•	-	•	•	-	-	-	-	-

•	20÷500 kg	•	•	•	-	-	•	-
---	-----------	---	---	---	---	---	---	---

•	-	•	•	-	-	-	-	-
•	•	•	•	-	-	-	-	-
•	-	•	•	-	-	-	-	-
•	•	•	•	-	-	-	-	-
•	•	•	•	-	-	-	-	-
•	-	•	•	-	-	-	-	-
•	-	•	•	-	-	-	-	-
•	-	•	•	-	-	-	-	-

# LOAD CELLS

CAPACITY			PROTECTION RATING	• COMBINED ERROR • RATED OUTPUT	OIML R60		ON REQUEST OIML R60
BENDING BEAM			SHEAR BEAM				
▼ AISI 420 stainless steel							
FCAX	B ▶	30, 50, 75, 150, 300, 500 kg	IP68	• ≤ ±0.02% • 2 mV/V ±0.4%	-		-
	S ▶	750, 1000, 1500 kg					
FCAL	B ▶	50, 75, 150, 300 kg	IP68	• ≤ ±0.017% • 2 mV/V ±0.1%	C3		-
FTP	B ▶	75, 150, 300 kg	IP67	• ≤ ±0.02% • 2 mV/V ±0.1%	C3: 75÷2000 kg		-
	S ▶	500, 750, 1000, 1500, 2000, 3000, 5000, 10000 kg	IP68				
▼ 17-4 PH stainless steel							
FCK	B ▶	5, 10 kg	IP68	• ≤ ±0.02% • 2 mV/V ±1%	-		-
FCOL	B ▶	20, 50, 100, 200, 350, 500 kg	IP68	• ≤ ±0.02% (0.017% C4) • 2 mV/V ±1%	C3		C4
FT-P	S ▶	300, 500, 1000, 2000 kg	IP68	• ≤ ±0.02% • 2 mV/V ±0.4%	C3		-
FTZ	S ▶	500, 1000, 2000, 5000 kg	IP67	• ≤ ±0.02% • 3 mV/V ±0.27%	C3		-
FTZA	S ▶	500, 1000, 2000, 5000, 7500, 10000 kg	IP68	• ≤ ±0.02% (0.017% C4) • 2 mV/V ±0.2%	C3		C4: 500÷2000 kg
FTPDOP	2 output cables for dual safety systems				-		-
	S ▶	1000, 6000 kg	IP67 IP68	• ≤ ±0.03% • 2 mV/V ±0.1%			
▼ AISI 4340 nickel plated steel							
FTK	B ▶	75, 150, 300 kg	IP67	• ≤ ±0.02% • 2 mV/V ±0.1%	C3: 1000÷5000 kg		-
	S ▶	500, 1000, 2000, 3000, 5000 kg	IP68				
FTKL	S ▶	500, 1000, 1500, 2000, 3000, 5000 kg	IP67	• ≤ ±0.02% (0.017% C4; 0.014% C5) • 3 mV/V ±0.1%	C3		C4 C5
▼ Special steel							
FTH	Suitable for on-board vehicle weighing				-		-
	S ▶	5000, 10000 kg	IP68	• ≤ ±0.1% • 1 mV/V ±0.5%			

	ON REQUEST							
								

•	-	•	•	-	-	-	-	-
•	-	•	•	-	-	-	-	-
•	-	•	•	-	-	•	•	-

•	-	•	•	-	-	-	-	-
•	50÷500 kg	•	•	•	-	-	-	-
•	-	•	•	-	-	-	•	-
•	-	•	•	•	-	-	-	-
•	-	•	•	-	-	-	-	-
•	-	-	-	-	-	-	-	-

•	-	•	•	-	-	-	-	-
•	•	•	•	•	-	-	-	-

•	-	•	•	-	-	-	-	-
---	---	---	---	---	---	---	---	---

CAPACITY

PROTECTION  
RATING

• COMBINED ERROR  
• RATED OUTPUT

OIML R60



ON REQUEST

OIML R60

## DOUBLE SHEAR BEAM

▼ AISI 4340 nickel plated steel



<b>DTL</b>	25000 kg	IP68	<ul style="list-style-type: none"> <li>• <math>\leq \pm 0.02\%</math></li> <li>• 2 mV/V <math>\pm 0.1\%</math></li> </ul>	<b>C3</b>	-
<b>DTX</b>	20 klb / 9 ton 30 klb / 13.6 ton 40 klb / 18 ton 50 klb / 23 ton 60 klb / 27 ton	IP68	<ul style="list-style-type: none"> <li>• <math>\leq \pm 0.02\%</math></li> <li>• 3 mV/V <math>\pm 0.1\%</math></li> </ul>	<b>C3</b>	-

## COLUMN DIGITAL

▼ AISI 4340 nickel-plated steel body and AISI 304 stainless steel shell



Two-connector digital output					
<b>COD</b>	25000, 50000 kg	IP69K	<ul style="list-style-type: none"> <li>• <math>\leq \pm 0.014\%</math></li> <li>• -</li> </ul>	<b>C5</b>	-

## COLUMN

▼ 17-4 PH stainless steel



<b>CO</b>	25000 kg	IP68	<ul style="list-style-type: none"> <li>• <math>\leq \pm 0.017\%</math></li> <li>• 2 mV/V <math>\pm 1\%</math></li> </ul>	<b>C4</b>	-
<b>COL</b>	30000 kg	IP68	<ul style="list-style-type: none"> <li>• <math>\leq \pm 0.017\%</math></li> <li>• 2 mV/V <math>\pm 0.1\%</math></li> </ul>	<b>C4</b>	-

▼ AISI 4340 nickel plated steel



COK-AR 25000 kg anti-rat cable					
<b>COK</b>	15000, 25000, 50000 kg	IP68	<ul style="list-style-type: none"> <li>• <math>\leq \pm 0.02\%</math></li> <li>• 2 mV/V <math>\pm 0.1\%</math></li> </ul>	<b>C3</b>	-

## COMPRESSION FOR FOOT

▼ 17-4 PH stainless steel



Hygienic device RPSCQC authorized by 3-A SSI					
<b>FLC 3A</b>	1000 kg M12 2000 kg M12 5000 kg M16 - M20 10000 kg M24 - M30 20000 kg M36	IP69K	<ul style="list-style-type: none"> <li>• <math>\leq \pm 0.1\%</math></li> <li>• 2 mV/V <math>\pm 0.1\%</math></li> </ul>	-	-



	ON REQUEST							
								


•	-	•	•	•	-	-	-	-
•	-	•	•	•	-	-	-	-

• no EAC	-	-	-	-	-	•	•	-
-------------	---	---	---	---	---	---	---	---

•	-	•	•	•	•	-	-	-
•	-	•	•	-	•	-	-	-

•	-	•	•	-	•	-	-	-
---	---	---	---	---	---	---	---	---

• no EAC	-	-	-	-	-	-	-	•
-------------	---	---	---	---	---	---	---	---

CAPACITY	PROTECTION RATING	• COMBINED ERROR • RATED OUTPUT	OIML R60	ON REQUEST
				OIML R60

## COMPRESSION-LOW PROFILE

### ▼ AISI 420 stainless steel



<b>CLS</b>	1000, 2000, 5000 kg	IP68	<ul style="list-style-type: none"> <li>• <math>\leq \pm 0.03\%</math></li> <li>• 2 mV/V <math>\pm 0.4\%</math></li> </ul>	-	-
------------	---------------------	------	---	---	---

### ▼ 17-4 PH stainless steel



<b>CK</b>	200, 500, 1000, 2500 kg	IP67	<ul style="list-style-type: none"> <li>• <math>\leq \pm 0.5\%</math></li> <li>• 1 mV/V <math>\pm 15\%</math></li> </ul>	-	-
-----------	-------------------------	------	---	---	---



<b>CBL</b>	250, 500, 1000, 2500, 5000, 7500, 10000, 12500, 15000, 30000, 50000, 100000 kg	IP68	<ul style="list-style-type: none"> <li>• <math>\leq \pm 0.03\%</math> (0.02% C3)</li> <li>• 2 mV/V <math>\pm 0.1\%</math></li> </ul>	<b>C2:</b> 2500 ÷ 10000 kg <b>C3:</b> 12500 kg	<b>C3:</b> 2500 ÷ 10000 kg
------------	--	------	--	--	-------------------------------



<b>CBX</b>	15000, 30000, 50000 kg	IP68	<ul style="list-style-type: none"> <li>• <math>\leq \pm 0.035\%</math></li> <li>• 2 mV/V <math>\pm 0.1\%</math></li> </ul>	-	-
------------	------------------------	------	--	---	---



<b>CBL5</b>	200000, 300000, 500000, 750000 kg	IP68	<ul style="list-style-type: none"> <li>• <math>\leq \pm 0.10\%</math></li> <li>• 2 mV/V <math>\pm 0.1\%</math></li> </ul>	-	-
-------------	-----------------------------------	------	---	---	---

## COMPRESSION / TENSION

### ▼ 17-4 PH stainless steel



<b>CLBT</b>	(50, 100)*, 500 kg *Aluminum alloy	IP65	<ul style="list-style-type: none"> <li>• <math>\leq \pm 0.05\%</math></li> <li>• 2 mV/V <math>\pm 10\%</math></li> </ul>	-	-
-------------	---------------------------------------	------	--	---	---



<b>CL</b>	500, 1000, 2000, 5000, 10000, 20000, 30000, 60000 kg	IP68	<ul style="list-style-type: none"> <li>• <math>\leq \pm 0.05\%</math></li> <li>• 2 mV/V <math>\pm 0.3\%</math></li> </ul>	-	-
	100000, 150000, 200000 kg	IP67			

## TENSION (COMPRESSION)

### ▼ AISI 420 stainless steel



<b>CTOL</b>	Suitable as load limiter for lifting equipment				
	50, 100, 200, 300 kg	IP67	<ul style="list-style-type: none"> <li>• <math>\leq \pm 0.03\%</math></li> <li>• 2 mV/V <math>\pm 0.4\%</math></li> </ul>	-	-
	500, 1000, 2500, 5000 kg				



### ▼ 17-4 PH stainless steel



<b>CTL</b>	100, 200, 300, 500, 1000, 2500, 5000, 7500, 10000, 12500 kg	IP68	<ul style="list-style-type: none"> <li>• <math>\leq \pm 0.02\%</math></li> <li>• 2 mV/V <math>\pm 0.1\%</math></li> </ul>	<b>C3:</b> 500 ÷ 12500 kg	-
------------	---	------	---	------------------------------	---

	ON REQUEST							
								

•	-	•	•	-	-	-	-	-
---	---	---	---	---	---	---	---	---

•	-	•	•	-	-	-	-	-
•	-	•	•	-	2500÷12500 kg	•	•	-
•	-	•	•	-	-	-	-	-
•	-	•	•	-	-	-	-	-

•	-	-	-	-	-	-	-	-
•	-	•	•	-	-	-	-	-

•	-	•	•	-	-	-	-	-
---	---	---	---	---	---	---	---	---

•	-	•	•	-	500÷12500 kg	•	•	-
---	---	---	---	---	--------------	---	---	---

CAPACITY	PROTECTION RATING	COMBINED ERROR RATED OUTPUT	OIML R60	ON REQUEST OIML R60
----------	-------------------	--------------------------------	----------	------------------------

## TENSION (COMPRESSION)

▼ AISI 4340 nickel plated steel (4140)\*

<b>SA*</b>	15, 30, 60 kg	IP65	<ul style="list-style-type: none"> <li>≤ ±0.02%</li> <li>2 mV/V ±10%</li> </ul>	<b>C3</b>	-
<b>SL</b>	25, 100, 200, 300, 500, 1000, 2500 kg	IP67	<ul style="list-style-type: none"> <li>≤ ±0.02% (0.017% C4)</li> <li>2 mV/V ±0.2%</li> </ul>	<b>C3:</b> 100÷2500 kg	<b>C4:</b> 100÷2500 kg

## TENSION

▼ 17-4 PH stainless steel

TAL	Suitable as load limiter for lifting equipment				
	5000, 10000, 20000 kg	IP68	<ul style="list-style-type: none"><li>• <math>\leq \pm 0.03\%</math></li><li>• 2 mV/V <math>\pm 0.1\%</math></li></ul>		
TBT	30000, 40000, 50000, 60000, 100000, 250000 kg	IP68	<ul style="list-style-type: none"><li>• <math>\leq \pm 0.08\%</math></li><li>• 1 mV/V <math>\pm 0.1\%</math></li></ul>	-	-

## PIN

▼ 17-4 PH stainless steel

LAU	Suitable as load limiter for lifting equipment				
	5000, 10000, 20000 kg	IP67	<ul style="list-style-type: none"><li>• <math>\leq \pm 0.1\%</math></li><li>• 1 mV/V <math>\pm 0.1\%</math></li></ul>	-	-

## FOR FOOT BRAKE

▼ Aluminum

<b>LPED</b>	100 kg	IP65	<ul style="list-style-type: none"> <li>≤ ±0.08%</li> <li>1 mV/V ±0.2%</li> </ul>	-	-
-------------	--------	------	--	---	---

## ANCHOR

▼ 17-4 PH stainless steel

<b>CA</b>	30000, 50000, 75000, 100000, 125000, 150000, 180000, 250000 kg	IP68	<ul style="list-style-type: none"> <li>≤ ±0.1%</li> <li>2 mV/V ±0.1%</li> </ul>	-	-
-----------	--	------	---	---	---

## FOR WIRE ROPE MEASURING

▼ AISI 4140 nickel plated steel

Suitable as load limiter for lifting equipment						
FUN	2000 kg	Ø 6 ÷ Ø 14 mm	IP67	<ul style="list-style-type: none"><li>• ±2% **</li><li>• 3 mV/V ±0.1%</li></ul>	-	-
	4000 kg	Ø 10 ÷ Ø 18 mm				
	10000 kg	Ø 16 ÷ Ø 26 mm				
	20000 kg	Ø 24 ÷ Ø 36 mm				
	40000 kg	Ø 24 ÷ Ø 36 mm				

\*\*) Load limiting accuracy on full scale

<div>CE UK CA EAC</div>	ON REQUEST							<div>A3</div>
	<div>ATEX</div>	<div>Ex IECEx</div>	<div>EAC Ex</div>	<div>FM</div>	<div>CCC</div>	<div>PA</div>	<div>IP69K</div>	

•	-	•	•	-	-	-	-	-
•	100, 500, 1000, 2500 kg	•	•	•	-	-	-	-

•	-	•	•	-	-	-	-	-
•	-	•	•	-	-	-	-	-



•	-	•	•	-	-	-	-	-
---	---	---	---	---	---	---	---	---

•	-	•	•	-	-	-	-	-
---	---	---	---	---	---	---	---	---




•	-	•	•	-	-	-	-	-
---	---	---	---	---	---	---	---	---

•	-	•	•	-	-	-	-	-
---	---	---	---	---	---	---	---	---

MODEL	MAX STATIC LOAD	DESCRIPTION	FOR LOAD CELLS
<div></div> for SINGLE-POINT load cells			
T8AZL	200 kg	Mounting kit provided with adjustable upper plate in galvanized steel; lower plate and block in galvanized steel; constraint against lateral forces and anti-tilt by galvanized steel self-centering joint foot; adjustable height.	AZLI (max 50 kg), AZL, AZS
T8AM	300 kg		AM
<div></div> for BENDING / SHEAR BEAM load cells			
TFCPV TFCPVZ	200 kg	Mounting kit provided with adjustable upper plate in AISI 304 stainless steel or galvanized steel; lower plate and block in AISI 304 stainless steel; constraint against lateral forces and anti-tilt by stainless steel or galvanized steel self-centering joint foot; partial height adjustment.	B ▶ FCK, FCOL
TFCPV10 TFCPVZ10	300 kg		B ▶ FCOL 350÷500 kg
TFCGP	300 kg	Mounting kit provided with upper plate with a compression joint in AISI 304 stainless steel and rubber; lower plate and block in AISI 304 stainless steel.	B ▶ FCK, FCOL
TFCFSB	300 kg	Mounting kit provided with compression joint in AISI 304 stainless steel and rubber; lower plate and block in AISI 304 stainless steel.	B ▶ FCK, FCOL
TFFSB	500 kg	Mounting kit provided with compression joint in AISI 304 stainless steel and rubber; lower plate and block in AISI 304 stainless steel.	B ▶ FCAL B ▶ FCAX 30÷500 kg
TFAST	500 kg	Mounting kit provided with aluminum alloy tension ball joint. AISI 304 stainless steel lower plate.	B ▶ FCAL B ▶ FCAX 30÷500 kg
TFPVEN1090	500 kg	<div>EN1090</div> Mounting kit provided with constraint against lateral forces and anti-tilt by AISI 304 stainless steel self-centering joint foot; lower plate and block in AISI 304 stainless steel; partial height adjustment.	B ▶ FCAL B ▶ FCAX 30÷500 kg
TFPV2000EN1090	1500 kg		S ▶ FCAX 750÷1500 kg
TFPV TFPVZ	500 kg	Mounting kit provided with adjustable upper plate in AISI 304 stainless steel or galvanized steel; lower plate and block in AISI 304 stainless steel; constraint against lateral forces and anti-tilt by stainless steel or galvanized steel self-centering joint foot; partial height adjustment.	B ▶ FCAL B ▶ FCAX 30÷500 kg
TFPV2000	1500 kg		S ▶ FCAX 750÷1500 kg
TFGP	500 kg	Mounting kit provided with upper plate with a compression joint in AISI 304 stainless steel and rubber; lower plate and block in AISI 304 stainless steel.	B ▶ FCAL B ▶ FCAX 30÷500 kg
TFGP2000	1500 kg		S ▶ FCAX 750÷1500 kg

MODEL	MAX STATIC LOAD	DESCRIPTION	FOR LOAD CELLS
<div></div> for BENDING / SHEAR BEAM load cells			
<b>T12FCAGP</b>	1500 kg	Mounting kit provided with upper plate with a compression joint in AISI 304 stainless steel and rubber; lower plate and block in galvanized steel.	<b>B</b> ▶ FCAL <b>B</b> ▶ FCAX 30÷500 kg <b>S</b> ▶ FCAX 750÷1500 kg
<b>T12FTAGP</b>	2000 kg	Mounting kit provided with upper plate with a compression joint in AISI 304 stainless steel and rubber; lower plate and block in galvanized steel.	<b>S</b> ▶ FTKL, FT-P, FTZ <b>B</b> ▶ FTK 75÷300 kg <b>S</b> ▶ FTK 500÷2000 kg <b>B</b> ▶ FTP 75÷300 kg <b>S</b> ▶ FTP 500÷2000 kg
<b>TF500</b>  <b>TF2000</b> <b>TF2000Z</b>	500 kg  2000 kg	Mounting kit provided with upper plate with a compression joint in AISI 304 stainless steel and rubber; lower plate and block in AISI 304 stainless steel or in galvanized steel.	<b>S</b> ▶ FTKL, FT-P, FTZ <b>B</b> ▶ FTK 75÷300 kg <b>S</b> ▶ FTK 500÷2000 kg <b>B</b> ▶ FTP 75÷300 kg <b>S</b> ▶ FTP 500÷2000 kg
<b>PVEN1090</b>	2000 kg	<div></div> Mounting kit provided with constraint against lateral forces and anti-tilt by AISI 304 stainless steel self-centering joint foot; lower plate and block in AISI 304 stainless steel; adjustable height.	<b>S</b> ▶ FTKL, FT-P, FTZ <b>B</b> ▶ FTK 75÷300 kg <b>S</b> ▶ FTK 500÷2000 kg <b>B</b> ▶ FTP 75÷300 kg <b>S</b> ▶ FTP 500÷2000 kg
<b>PV</b> <b>PVZ</b>	2000 kg	Mounting kit provided with adjustable upper plate in AISI 304 stainless steel or galvanized steel; lower plate and block in AISI 304 stainless steel or galvanized steel; constraint against lateral forces and anti-tilt by stainless steel or galvanized steel self-centering joint foot; adjustable height.	<b>S</b> ▶ FTKL, FT-P, FTZ <b>B</b> ▶ FTK 75÷300 kg <b>S</b> ▶ FTK 500÷2000 kg <b>B</b> ▶ FTP 75÷300 kg <b>S</b> ▶ FTP 500÷2000 kg
<b>TFPS2000</b> <b>TFPS2000INOX</b>	2000 kg	Mounting kit provided with AISI 304 stainless steel upper plate; lower plate and block in stainless steel or in galvanized steel; constraint against lateral forces and anti-tilt by means of ball-and socket joint; adjustable height.	<b>S</b> ▶ FTKL, FT-P, FTZ <b>B</b> ▶ FTK 75÷300 kg <b>S</b> ▶ FTK 500÷2000 kg <b>B</b> ▶ FTP 75÷300 kg <b>S</b> ▶ FTP 500÷2000 kg
<b>PV80EN1090</b>	5000 kg	<div></div> Mounting kit provided with constraint against lateral forces and anti-tilt by AISI 304 stainless steel self-centering joint foot; lower plate and block in AISI 304 stainless steel; adjustable height.	<b>S</b> ▶ FTP 3000÷5000 kg <b>S</b> ▶ FTZ 5000 kg
<b>PV80</b>  <b>PV60Z</b>	5000 kg	Mounting kit provided with adjustable upper plate in AISI 304 stainless steel or galvanized steel; lower plate and block in AISI 304 stainless steel or galvanized steel; constraint against lateral forces and anti-tilt by stainless steel or galvanized steel self-centering joint foot; adjustable height.	<b>S</b> ▶ FTP 3000÷5000 kg <b>S</b> ▶ FTZ 5000 kg  <b>S</b> ▶ FTK 3000÷5000 kg
<b>PS</b>  <b>PS10T</b>	5000 kg  10000 kg	Galvanized steel mounting kit provided with constraint against lateral forces and anti-tilt by ball-and-socket joint; adjustable height.	<b>S</b> ▶ FTP 3000÷5000 kg <b>S</b> ▶ FTK 3000÷5000 kg <b>S</b> ▶ FTZ 5000 kg  <b>S</b> ▶ FTP 10000 kg


# MOUNTING KITS

MODEL	MAX STATIC LOAD	DESCRIPTION		FOR LOAD CELLS
for DOUBLE SHEAR BEAM load cells				
VCOKDTL	50000 kg	Mounting kit provided with two integrated galvanized steel stay rods with dual ball-and-socket joints suitable to counter the lateral force; anti-tilt constraint consisting of two threaded rods with self-locking nut.		DTL, COL, COK
VDTX	60 klb / 27 ton	Nickel-plated steel alloy mounting kit for rigid attachment of the load cell. It prevents horizontal movement.		DTX 30 klb ÷ 60 klb
for COMPRESSION-LOW PROFILE load cells				
PVCLSEN1090	2000 kg		Mounting kit provided with constraint against lateral forces and anti-tilt by AISI 304 stainless steel self-centering joint foot; adjustable height.	CLS 1000 kg, 2000 kg
PVCLS	2000 kg	Mounting kit provided with adjustable upper plate in AISI 304 stainless steel; constraint against lateral forces and anti-tilt by stainless steel self-centering joint foot; adjustable height.		CLS 1000 kg, 2000 kg
PV80CLSEN1090	5000 kg		Mounting kit provided with constraint against lateral forces and anti-tilt by AISI 304 stainless steel self-centering joint foot; adjustable height.	CLS 5000 kg
PV80CLS	5000 kg	Mounting kit provided with adjustable upper plate in AISI 304 stainless steel; constraint against lateral forces and anti-tilt by stainless steel self-centering joint foot; adjustable height.		CLS 5000 kg
PSCLS2000	2000 kg	Hot-dip galvanized steel mounting kit provided with constraint against lateral forces and anti-tilt by ball-and-socket joint; adjustable height		CLS 1000 kg, 2000 kg
PSCLS	5000 kg			CLS 5000 kg
Z10000	15000 kg	Mounting kit provided with upper and lower plates in galvanized S355JR construction steel; AISI 304 stainless steel laminas against lateral forces; anti-tilt constraint consisting of two threaded rods with self-locking nut.		CBL 250 ÷ 12500 kg CBX 15000 kg
V10000 V12750  V10000EN1090 V12750EN1090	15000 kg	- 	AISI 304 stainless steel mounting kit provided with laminas against lateral forces; anti-tilt constraint consisting of two threaded rods with self-locking nut.	CBL 250 ÷ 12500 kg CBX 15000 kg
Z15000	30000 kg	Mounting kit provided with upper and lower plates in galvanized S355JR construction steel; AISI 304 stainless steel laminas against lateral forces; anti-tilt constraint consisting of two threaded rods with self-locking nut.		CBL 15000 kg, CBX 30000 kg
Z30000	50000 kg			CBL 30000 kg, CBX 50000 kg
Z100000	100000 kg			CBL 50000 ÷ 100000 kg



MODEL	MAX STATIC LOAD	DESCRIPTION	FOR LOAD CELLS
-------	-----------------------	-------------	----------------

## for COMPRESSION-LOW PROFILE load cells



**V15000**  
**V30000**  
**V100000**

30000 kg  
50000 kg  
100000 kg

-



AISI 304 stainless steel mounting kit provided with laminas against lateral forces; anti-tilt constraint consisting of two threaded rods with self-locking nut.

CBL 15000 kg , CBX\* 30000 kg  
CBL 30000 kg, CBX\* 50000 kg  
CBL 50000 ÷ 100000 kg

*\*with adapter (page 20)*

**V15000EN1090**  
**V30000EN1090**  
**V100000EN1090**

30000 kg  
50000 kg  
100000 kg



**P10000**  
**+ BASESUP**

15000 kg

Lower plate and turned upper base in AISI 304 stainless steel

CBL 250 ÷ 12500 kg  
CBX 15000 kg



**BASEINF**  
**+ BASESUP**

15000 kg

Turned upper and lower bases in AISI 304 stainless steel.

CBL 250 ÷ 12500 kg  
CBX 15000 kg



**PIASTRA200**  
**+ BASEINF**

15000 kg

Lower plate and turned lower base in AISI 304 stainless steel.

CBL 250 ÷ 12500 kg  
CBX 15000 kg

## for COLUMN load cells



**KITCO**

25000 kg

Stainless steel mounting kit composed by anti-rotation system with O-ring and 2 bases (upper and lower).

CO

**PIACO**

Kit composed by 2 AISI 5140 nickel plated steel plates (upper and lower) for KITCO bases.



**KITCOL**

30000 kg

Mounting kit composed by anti-rotation system, protective rubber seal, 2 bases (upper and lower) and 3 self-centering cylindrical plates.

COL

**KITCOK**

50000 kg

KITCOK: AISI 5140 nickel plated steel  
KITCOL: hardened AISI 420 stainless steel

COK  
COK-AR

# COMPLEMENTARY ACCESSORIES

MODEL	DESCRIPTION			FOR LOAD CELLS
Horizontal constraints for mounting kits				
TENDITORE300	Galvanized steel turnbuckle with dual ball-and-socket. Working load: 2500 kg Ultimate overload: 10000 kg			-
PTEND	Galvanized steel anchor plate for TENDITORE300			-
Self-centering joint feet				
PIEDINO SB2-PXC	M8	max 500 kg	stainless steel	FCAL, FCAX, FCOL, FTK, FTKL, FTP, FT-P, FTZ
	M10	max 500 kg		
	M12	max 2000 kg		
	M20	max 5000 kg		
	M12	max 2000 kg	galvanized steel	
	M20	max 5000 kg		
Ball-mounted self-centering pluggable feet				
PIEDINO STR	M12	max 2500 kg	stainless steel	FCAL, FCAX, FTK, FTKL, FTP, FT-P, FTZ CLS 1000 kg, 2000 kg, FLC
	M20	max 5000 kg		FTP, FTZ, CLS 5000 kg, FLC
	M24	max 10000 kg		FLC
Self-centering adjustable hygienic feet				
PIEDINO HD	M12	max 2000 kg	stainless steel	FLC 3A 1000, 2000 kg
	M16	max 5000 kg		FLC 3A 5000 kg
	M20	max 5000 kg		FLC 3A 5000 kg
	M24	max 10000 kg		FLC 3A 10000 kg
	M30	max 10000 kg		FLC 3A 10000 kg
	M36	max 20000 kg		FLC 3A 20000 kg
Adjustable upper plate				
PPV PPVZ PPV80 PPV60Z	Plates for constraint against lateral forces and anti-tilt. For self-centering joint foot.			
		max 2000 kg	stainless steel AISI 304	FTK, FTKL, FTP, FT-P, FTZ
		max 2000 kg	galvanized steel	FTK, FTKL, FTP, FT-P, FTZ
		max 5000 kg	stainless steel AISI 304	FTK, FTP, FTZ
	max 5000 kg	galvanized steel	FTK, FTP, FTZ	
Accessory with ball				
ACCSFER	M12	max 2000 kg	stainless steel	FTKL, FTP, FT-P, FTK, FTZ, CLS
	M20	max 5000 kg		FTK, FTKL, FTP 3000÷5000 kg, FTZ 5000 kg, CLS 5000 kg
Compression joint				
ANTIV	Stainless steel and rubber compression joints to compensate for any misalignments of the support plates.			
	M8	max 500 kg		FCOL, FCK
	M12	max 2000 kg		FTKL, FCAL, FCAX, FTP, FT-P, FTK, FTZ, CLS
Stainless steel and rubber waterproof kit				
IP68AM	-			AM
IP68APL	-			APL

MODEL	DESCRIPTION	FOR LOAD CELLS
-------	-------------	----------------

## Ball-and-socket joint



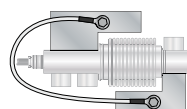
<b>EM-INOX</b>	M12	stainless steel	SL, CTOL, CTL
	M16		CTOL, CTL
	M20		SL, CTOL, CTL
	M24		CTOL, CTL
<b>EM</b>	M6	galvanized C45 steel	SA
	M8		SL
	M10		SL
	M12		SL, CTOL, CTL
	M16		CTOL, CTL
	M20		SL, CTOL, CTL
	M24		CTOL, CTL
	M30		CTL
	M36		CTL

## Axial spherical plain bearings to compensate for misalignment of the support plates




<b>SNODOGE12</b>	Hardened 100Cr6 steel steel bearing. Maximum static load: 2000 kg	CLS, FTK, FTKL, FTP, FT-P, FTZ
<b>SNODOGE20</b>	Kit composed by bearing, galvanized bolt and washer. Maximum static load: 5000 kg	CLS 5000 kg, FTK 3000÷5000 kg, FTKL, FTZ 5000 kg, FTP 3000÷5000 kg
<b>SNODOGE25</b>	Kit composed by bearing, galvanized bolt and washer. Maximum static load: 10000 kg	FTP 10000 kg

## Pair of stainless steel tension brackets





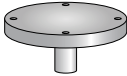



<b>STAFFEALL</b>	Maximum static load: 50 kg	ALL
<b>STAFFEFC</b>	Maximum static load: 100 kg	FCK, FCOL
<b>STAFFEFCA</b>	Maximum static load: 300 kg	FCAX, FCAL

## Blocks


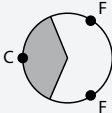
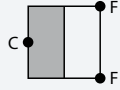
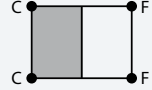


<b>BLOCPRC</b>	Stainless steel drawn block	AZL, AZLI, AZS, PRC
<b>BLOCT8Z</b>	Galvanized steel drawn block	AM
<b>BLOCAPL</b>	Stainless steel drawn block	APL, AZLI
<b>BLOCPEC</b>	Stainless steel drawn block	PEC
<b>PIASTRINO</b>	Special steel block for capacities up to 2000 kg.	FTK, FTKL
<b>PIATTODTL</b>	Galvanized steel plate	DTL

# COMPLEMENTARY ACCESSORIES

MODEL	DESCRIPTION	FOR LOAD CELLS
<b>Bases and adapters for compression load cells</b>		
 <b>BASESUPFIL</b>	M12 threaded upper base in AISI 304 stainless steel	CBL, CBX
 <b>BINF100</b>	Lower base turned in AISI 304 stainless steel	CBL 15000 kg CBX 30000 kg
<b>BINF126</b>		CBL 30000 kg CBX 50000 kg
<b>BINF165</b>		CBL 50000 ÷ 100000 kg
 <b>BINFCLBT</b>	M8 lower base for tension operation	CLBT
 <b>BOTTONE200</b>	Upper loading base	CBLS 200000 kg
<b>BOTTONE</b>		CBLS 300000 kg
<b>BOTTONE750</b>		CBLS 500000 ÷ 750000 kg
 <b>ADAT100</b>	AISI 304 stainless steel adapter for mounting kit: V15000 - V15000EN109 - Z15000	CBX 15000 kg
<b>ADAT126</b>		CBX 30000 kg
<b>ADAT165</b>		CBX 50000 kg
 <b>PIAS</b>	Upper and lower plates in galvanized steel for load distribution	CA

## Level measurements ML - false cells

EQUIVALENT TO LOAD CELLS	MATERIAL	DESCRIPTION
 <p><b>CBL (250 ÷ 100000 kg)</b> <b>CBX (15000 ÷ 50000 kg)</b></p> <p><b>FCK (5,10 kg)</b> <b>FCOL (20 ÷ 200 kg)</b> <b>FCAL (30 ÷ 300 kg)</b> <b>FCAX (30 ÷ 1500 kg)</b> <b>FTP (75 ÷ 5000 kg)</b> <b>FTK (75 ÷ 5000 kg)</b> <b>FT-P (300 ÷ 2000 kg)</b> <b>FTKL (500 ÷ 5000 kg)</b> <b>FTZ (500 ÷ 5000 kg)</b></p>	stainless steel	Structural mechanical steel elements that can be used in combination with the load cells for measuring the level of liquid or weighing powder products that do not require a high degree of precision. They do not transmit any electrical signals. They can be mounted on the same mounting kits as the load cells.
	galvanized steel	<p><b>STRUCTURE WITH 3-POINT SUPPORT: 1 LOAD CELL + 2 FALSE CELLS</b> <b>STRUCTURE WITH 4-POINT SUPPORT: 2 LOAD CELLS + 2 FALSE CELLS</b></p> <div>    </div> <p>mV signal x 3      mV signal x 2      mV signal x 2</p> <p>C = SUPPORT FOOT WITH LOAD CELL F = SUPPORT FOOT WITH FALSE CELL</p>

# CUSTOM LOAD CELLS

## Production of load cells based on CUSTOMERS REQUESTS

LAUMAS designs and manufactures "CUSTOM" load cells to offer the best solutions to customer needs. Customizations are designed to solve specific customer problems and meet the needs of particular applications in special conditions, even for use in potentially explosive atmospheres (Atex-IECEX).

- Pre-amplified load cells
- Biaxial and triaxial
- Two strain gauges Wheatstone bridges
- Torque detection
- Special cables high / low temperature with non-standard thermal compensation

# JUNCTION BOXES



AISI 304 stainless steel or ABS junction boxes, including equalization boards or parallel connection boards, to connect from 1 to 4 or from 5 to 8 load cells.

Lightning and electrical shock protection device.

ATEX certified versions:

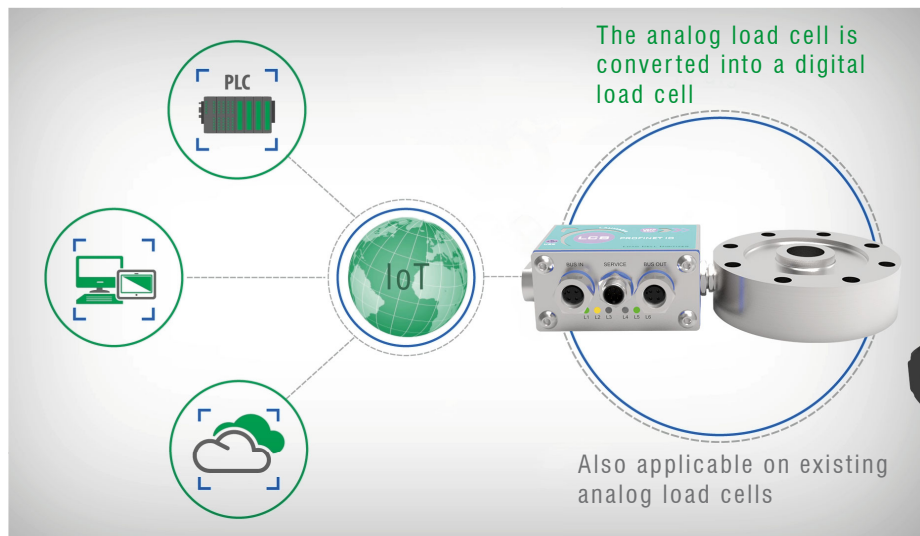
II 1G Ex ia IIC T4 -20 °C ≤ Tamb +60 °C  
II 1D Ex ta IIIC T85°C -20 °C ≤ Tamb +60 °C

Hygienic version: hygienic device RPSCQC authorized by 3-A SSI.



# LCB – UNIVERSAL DIGITIZER FOR LOAD CELLS

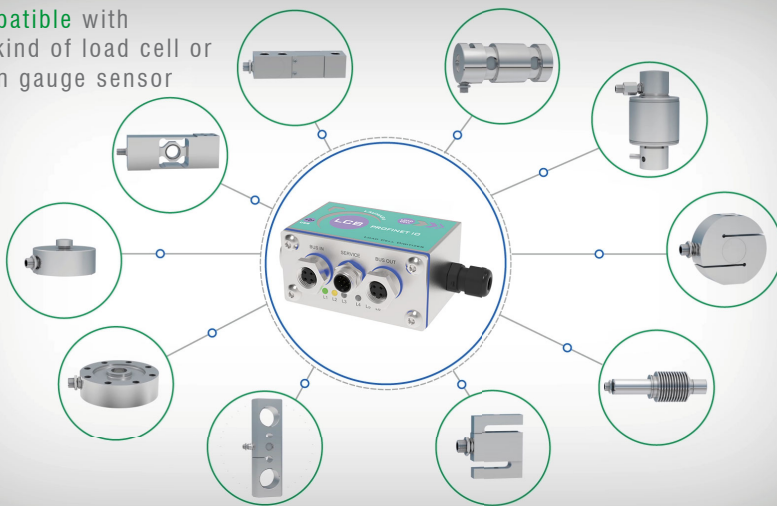
CE UK EAC IP67




AINI 304 STAINLESS STEEL VERSION - IP67



Compatible with any kind of load cell or strain gauge sensor



NYLON PA66 VERSION - IP67



HYGIENIC VERSION



MODBUS RTU MODBUS/TCP CANopen ETHERNET POWERLINK SERCOS interface

PROFINET PROFI-BUS EtherCAT EtherNet/IP ETHERNET TCP/IP

CC-Link CC-Link IE IO-Link

# #LAUMASKNOWHOW



 YouTube

 vimeo



## Follow us on our video channels

Product videos, tutorials, webinars, to stay up-to-date on news and events of LAUMAS' world


### VIDEO GALLERY

[laumas.com/en/gallery-video/](https://laumas.com/en/gallery-video/)



### WEBINAR TUTORIAL TRAINING

[laumas.com/en/webinar-training-videos/](https://laumas.com/en/webinar-training-videos/)



### BLOG


Case studies  
Products  
Guides  
Best seller

[laumas.com/en/blog/](https://laumas.com/en/blog/)





LAUMAS.COM



# LAUMAS

LAUMAS ELETTRONICA SRL  
VIA I MAGGIO N. 6  
43022 MONTECHIARUGOLO (PR) - ITALY

PHONE (+39) 0521 683124  
FAX (+39) 0521 681091

EXPORT SALES DEPARTMENT: [sales@laumas.it](mailto:sales@laumas.it)

