


Series load cells: FCK - FCOL

Up to 300 kg application range



| MAX STATIC LOAD kg | FOR LOAD CELLS | NET WEIGHT (kg) | CODE |
|-----------------------|----------------|-----------------|-------|
| 300 | FCK - FCOL | 1.3 | TFCGP |

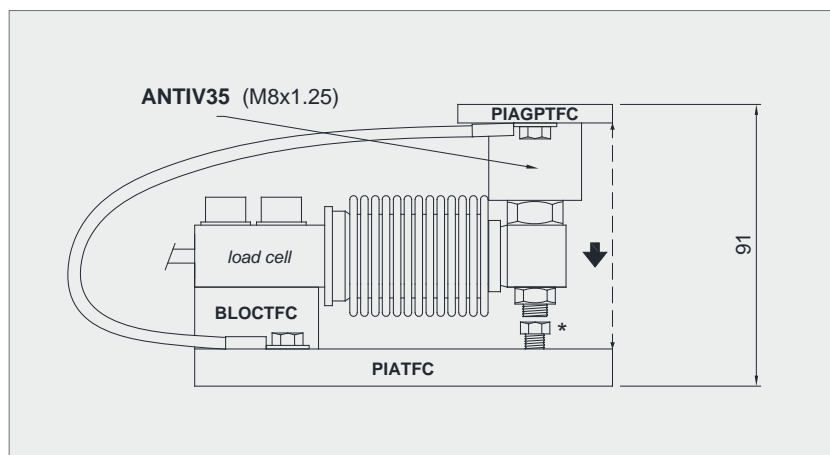
Load cell not included.

DESCRIPTION

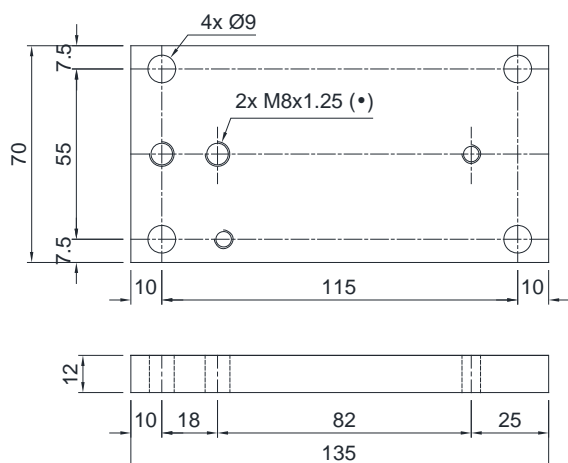
- Upper plate with a compression joint in AISI 304 stainless steel and rubber.
- Lower plate and block in AISI 304 stainless steel.
- Compensation for any misalignments of the support plates of the structure.
- Locking screw to avoid damage during transport and installation.
- Can be used for systems with at least 3 supports.

DIMENSIONS AND TECHNICAL SPECIFICATIONS

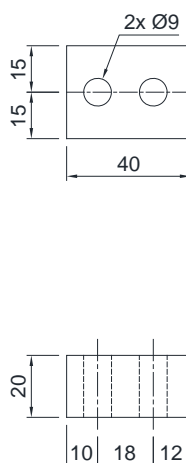
- During the transport and installation the lock (*) must touch under the load cell. After installation, move the lock away from the load cell.
- Interconnect the lower plates to the earthing.
- In case of structure with four-point support, if one-point does not touch the upper part of the mounting kit, you must proceed to insert a shim before fixing the bolts.
- For the load cell fixing screws (*), provide a tightening torque of 19 Nm.



PIATFC



BLOCTFC



PIAGPTFC

