


<b>AC-6 kg</b>	<b>AC-15 kg</b>	<b>AC-30 kg</b>	<b>AC-50 kg</b>	.....	dimens. 300 x 300 mm
<b>AC-60 kg</b>	<b>AC-120 kg</b>	.....	.....	.....	dimens. 400 x 400 mm
<b>AC-150 kg</b>	<b>AC-300 kg</b>	.....	.....	.....	dimens. 600 x 600 mm
<b>AC-600 kg</b>	.....	.....	.....	.....	dimens. 800 x 800 mm

Maggiorazione per portate fuori standard / Additional price for non-standard platforms .....

### OPZIONI A RICHIESTA :


- Versione ATEX  II 1 G  II 2 D (zone 0-1-2-21-22).....
- Colonna inox portaindicatore (Ø 38 mm, h 700 mm) con staffa in acciaio inox per fissaggio alla piattaforma .....
- Colonna inox portaindicatore (Ø 38 mm, h 700 mm) con staffa in acciaio verniciato per fissaggio alla piattaforma .....

### OPTIONS ON REQUEST :

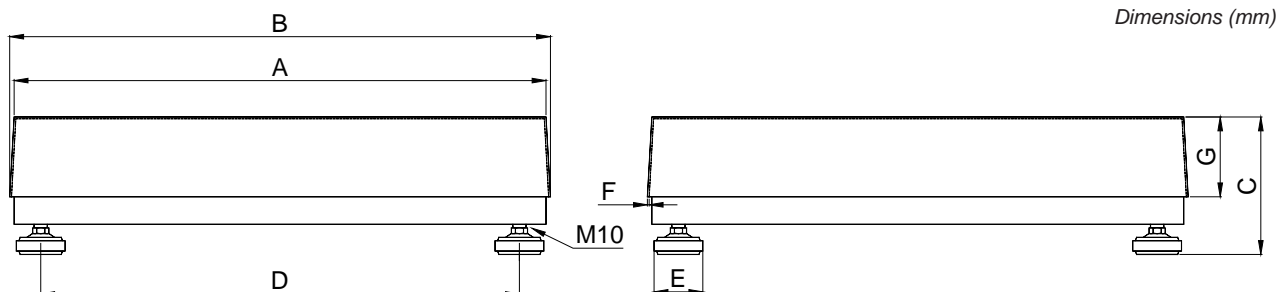
- ATEX version  II 1 G  II 2 D (zone 0-1-2-21-22) ...
- Indicator stainless steel stand (Ø 38 mm, h 700 mm) with stainless steel bracket for platform mounting .....
- Indicator stainless steel stand (Ø 38 mm, h 700 mm) with painted steel bracket for platform mounting .....

 **APPROVAZIONE OIML R60 C3**  
C3 OIML R60 C3 APPROVED

 **AC 6, 15, 30, 50, 150, 300 kg: a richiesta versione approvazione OIML R60 C4**  
C4 AC 6, 15, 30, 50, 150, 300 kg: on request OIML R60 C4 version approved

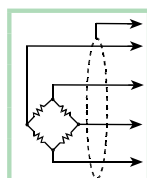


- STRUTTURA IN TUBOLARI IN ACCIAIO VERNICIATO
- PIANO DI CARICO IN ACCIAIO INOX AISI 304 APPOGGIATO
- CELLA DI CARICO IN LEGA D'ALLUMINIO IP65
- PIEDINI IN ACCIAIO ZINCATO E POLIAMMIDE
- ATTACCO PER COLONNA PORTAINDICATORE
- PAINTED STEEL TUBULAR STRUCTURE
- AISI 304 STAINLESS STEEL LOADING TOP (laid)
- SINGLE-POINT IP65 ALUMINUM LOAD CELL
- GALVANIZED STEEL & POLYAMID FEET
- CONNECTION FOR INDICATOR STAND



	Load cell capacities	A	B	C	D	E	F	G	Weight
<b>AC kg 6, 15, 30, 50</b>	10 - 20 - 50 - 100 kg	300	310	125	240	55	1.5	60	8 kg
<b>AC kg 60, 120</b>	100 - 200 kg	400	410	130	340	55	1.5	70	11 kg
<b>AC kg 150, 300</b>	200 - 500 kg	600	610	155	540	55	2	90	24 kg
<b>AC kg 600</b>	1000 kg	800	815	185	740	55	2	100	61 kg

COLONNA con STAFFA  
STAND with BRACKET



	AC 6 - 120	AC 150 - 300	AC 600
SCHERMO (SHIELD)			
+ SEGNALE (+SIGNAL)	VERDE (GREEN)	VERDE (GREEN)	BLU (BLUE)
+ ALIMENT. (+EXCIT.)	ROSSO (RED)	ROSSO (RED)	ROSSO (RED)
* + REF/SENSE (+REF/SENSE)	BLU (BLUE)	BLU (BLUE)	MARRONE (BROWN)
- SEGNALE (-SIGNAL)	BIANCO (WHITE)	BIANCO (WHITE)	BIANCO (WHITE)
- ALIMENT. (+EXCIT.)	NERO (BLACK)	NERO (BLACK)	GIALLO (YELLOW)
* - REF/SENSE (+REF/SENSE)	MARRONE (BROWN)	GIALLO (YELLOW)	NERO (BLACK)

\* Dove previsto (where provided)